








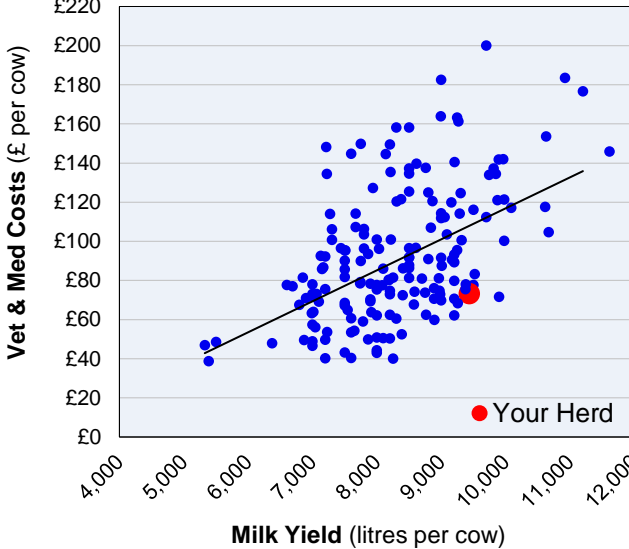
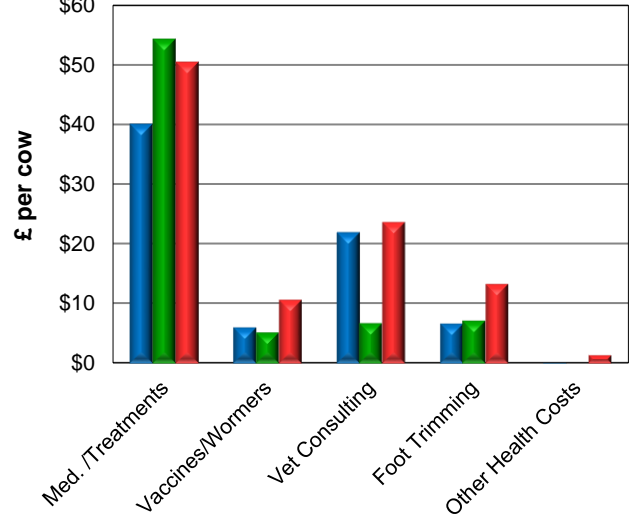


Name: Joe Brown

Number: BA7520

Demo Herd

HERD PERFORMANCE					HEALTH STATUS												
Herd Details (12 Month Rolling Results)		Last Year	This Year	Group	Top 25%*	Health Status (12 Month Rolling Results)	Last Year Cases per 100 cows	Your Herd Total No. of Cases	Cases per 100 cows	Group Cases per 100 cows	Top 25%+ Cases per 100 cows	Benchmarked to the Group					
												Low Cases	Cases per 100 cows Average	High Cases			
Herd Size		504	513	284	484	Mastitis	46	260	51	39.0	22.0						
Yield per Cow	litres	9,559	9,431	8,816	10,604	Lameness	21	146	28	38.0	22.0						
Butterfat	%	3.88	4.02	4.03	4.28	Milk Fever	4	17	3	4.9	1.7						
Protein	%	3.28	3.33	3.32	3.47	Displaced Abomasums	1	11	2	2.6	0.5						
Urea	mg/l	235	187	216	115	Difficult Calvings	4	9	2	4.6	2.2						
Cell Count	'000	144	164	156	121	Retained Cleansings	4	14	3	5.0	3.7						
FERTILITY STATUS																	
Fertility Status		Last Year	This Year	Group	Top 25%*												
Days to first service		81	78	72	58	Abortions	1	5	1	3.8	1.4						
Services per Conception		3.3	3.6	2.7	2.0	Injuries	3	10	2	2.0	2.0						
Conception Rate	%	33	31	38	50	Metritis	1	11	2	7.2	4.1						
100 Day In Calf Rate	%	41	42	41	56	* Top 25% of herds with the lowest Vet & Med Costs (sorted by £ per cow) + Top 25% sorted by health status											
200 Day Not In Calf Rate	%	12	12	18	9	HEALTH COSTS											
Calving Interval	days	401	398	403	379	Milk Yield v Vet & Med Costs (£ / Cow)			Results for Holstein/Friesian, Conventional herds			Vet & Med Costs Breakdown			■ Last Year ■ This Year ■ Group		
																	
REPLACEMENT COSTS																	
Replacement Costs		Last Year	This Year	Group	Top 25%*												
Culling Rate	%	23%	18%	30%	20%												
Replacement Rate	%	22%	18%	29%	20%												
Replacement Costs	ppl	3.8	3.2	3.8	2.3												
	£/cow	£366	£298	£329	£195												
VET & MED COSTS																	
Vet & Med Costs		Last Year	This Year	Group	Top 25%*												
Vet & Med Costs	ppl	0.8	0.8	1.0	1.1												
	£/cow	£74	£73	£89	£54												
Total Vet & Med Costs		£	£37,370	£37,603													

Kingshay can accept no responsibility for the information supplied to it. Every care will be taken by Kingshay to produce an accurate report but it does not accept any liability for any loss (whether direct or consequential) arising from any defect in the report.

