








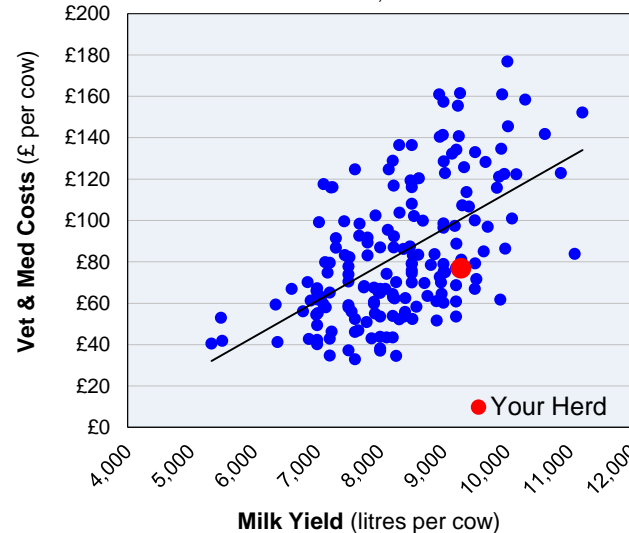
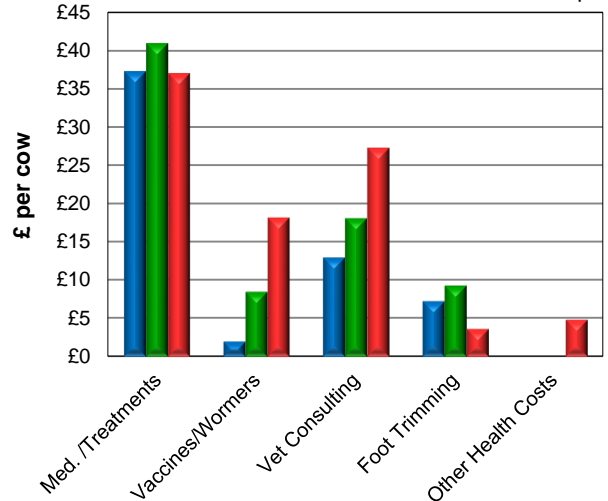


Name: Joe Brown

Number: BA7520

Demo Herd

HERD PERFORMANCE					HEALTH STATUS											
Herd Details (12 Month Rolling Results)		Last Year	This Year	Group	Top 25%*	Health Status (12 Month Rolling Results)	Last Year Cases per 100 cows	Your Herd Total No. of Cases	Cases per 100 cows	Group Cases per 100 cows	Top 25%+ Cases per 100 cows	Benchmarked to the Group				
								Low Cases	Cases per 100 cows Average	High Cases						
Herd Size		227	284	182	242	Mastitis	33	132	47	58.1	21.0					
Yield per Cow	litres	8,852	9,272	8,254	7,854	Lameness	40	196	69	48.0	16.3					
Butterfat	%	4.03	4.06	4.01	4.04	Milk Fever	8	12	4	7.1	1.7					
Protein	%	3.24	3.25	3.25	3.29	Displaced Abomasums	3	5	2	2.4	0.0					
Urea	mg/l	373	331	228	250	Difficult Calvings	5	21	7	4.5	0.2					
Cell Count	'000	188	134	171	159	Retained Cleansings	6	17	6	6.7	1.2					
FERTILITY STATUS					Abortions	3	6	2	2.9	1.5						
Fertility Status		Last Year	This Year	Group	Top 25%*	Injuries	4	22	8	2.7	1.1					
Days to first service		78	75	87	77	Metritis	5	41	14	11.4	5.2					
Services per Conception		2.2	2.3	2.9	2.4	* Top 25% of herds with the lowest Vet & Med Costs (sorted by £ per cow) + Top 25% sorted by health status										
Conception Rate	%	36	42	34	42	HEALTH COSTS										
100 Day In Calf Rate	%	56	56	29	43	Milk Yield v Vet & Med Costs (£ / Cow)										
200 Day Not In Calf Rate	%	19	19	25	21	Results for Holstein/Friesian, Conventional herds										
Calving Interval	days	428	421	423	413											
REPLACEMENT COSTS					Vet & Med Costs Breakdown											
Replacement Costs		Last Year	This Year	Group	Top 25%*	■ Last Year ■ This Year ■ Group										
Culling Rate	%	24%	19%	24%	23%											
Replacement Rate	%	51%	35%	28%	26%											
Replacement Costs	ppl	5.0	3.4	3.0	2.5											
	£/cow	£445	£313	£244	£196											
VET & MED COSTS																
Vet & Med Costs		Last Year	This Year	Group	Top 25%*											
Vet & Med Costs	ppl	0.7	0.8	1.1	0.8											
	£/cow	£58	£77	£91	£64											
Total Vet & Med Costs	£	£13,083	£21,813													

Kingshay can accept no responsibility for the information supplied to it. Every care will be taken by Kingshay to produce an accurate report but it does not accept any liability for any loss (whether direct or consequential) arising from any defect in the report.

